

# Type 1032

## Time Lag High Current Brick Fuse



### Description

- »Time Lag High current brick fuse
- »Surface mount design to save space
- »Ceramic Square body with end cap
- »Designed to GB 9364.7/UL 248-14/IEC 60127.7
- »Fully compatible with lead-free solder and high temperature profile



### Electrical Characteristics for Series


Rating Current	100% of Ampere Rating	200% of Ampere Rating	1000% of Ampere Rating
1A~20A	1 Hour, Min	120Sec.Max	5ms Min. 150ms Max.

### Electrical Characteristic Specifications by Item

Part No	Rated Voltage AC	Rated Voltage DC	Rated Current (A)	Breaking Capacity (A)ac 1	Breaking Capacity (A)dc 2	Melting Integral 10In min(A²S)	Typical Voltage Drop (mV)	Alpha Mark	Agency Approvals		
									CQC	TUV	cURus
10321100200	250V 125V	125V 80V	1	1500A@250V 300A@125V	300A@125V 1000A@80V	5.30	100	Ⓢ 1A	●	●	●
10321200200			2			6.50	100	Ⓢ 2A	●	●	●
10321315200			3.15			9.92	100	Ⓢ 3.15A	●	●	●
10321400200			4			19.20	100	Ⓢ 4A	●	●	●
10321500200			5			25.20	100	Ⓢ 5A	●	●	●
10321630200			6.3			39.70	100	Ⓢ 6.3A	●	●	●
10321800200			8			51.20	100	Ⓢ 8A	●	●	●
10322100200			10	480.0	80	Ⓢ 10A	●	●	●		
10322125200			12.5	187.5	80	Ⓢ 12.5A	●	●	●		
10322150200			15	360.0	80	Ⓢ 15A	●	●	●		
10322160200			16	450.0	80	Ⓢ 16A	●	●	●		
10322200200			20	512.0	80	Ⓢ 20A	●	●	●		

\* DC Cold Resistance are measured at <10% of rated current in ambient temperature of 25degrees

### Dimension



Current	L (mm)	D(mm)	W(mm)
1~20A	10.25±0.2	2.2±0.2	3.15±0.3

Recommend trace thickness is 3oz, the minimum trace width is 6mm (1A~10A) and 10mm (12.5A~20A).

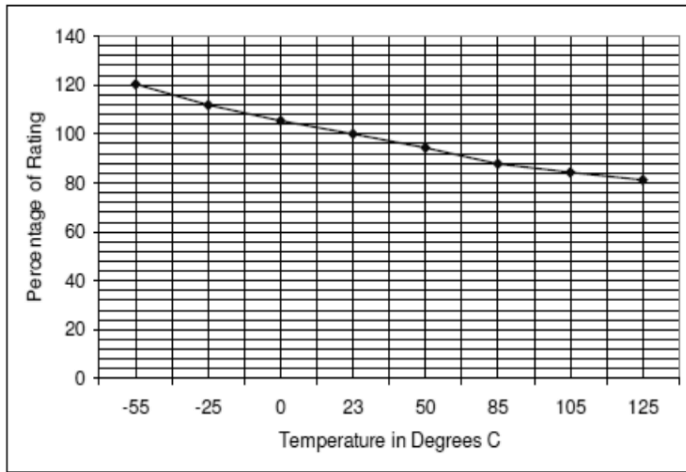
# Type 1032

## Time Lag High Current Brick Fuse

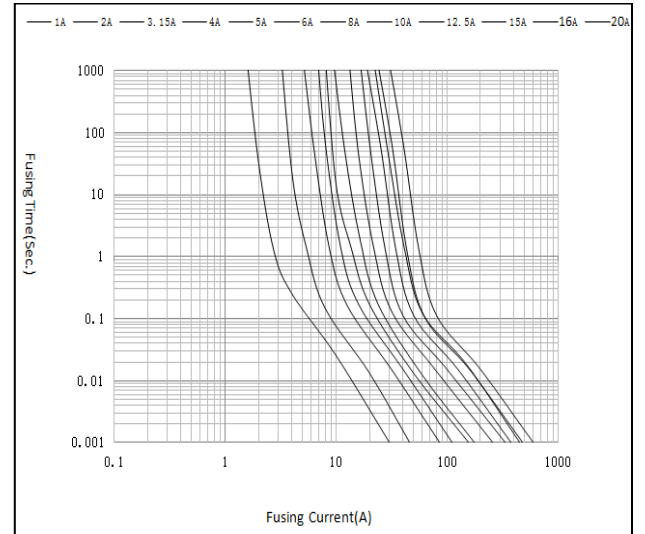


### Temperature Re-rating Curve

- \* Normal ambient temperature: 23+/-3°C
- \* Operating temperature: -55 ~ 125°C, with proper correction factor applied

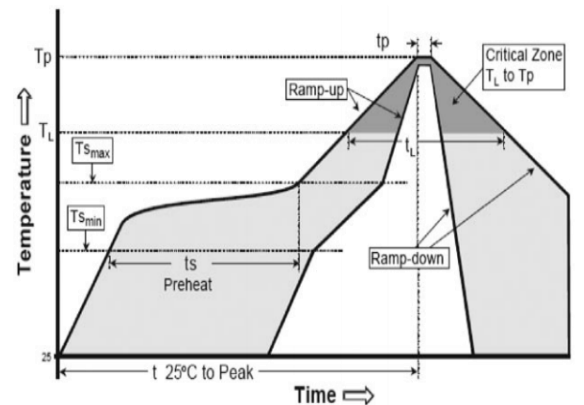


### I-T Characteristics Curve



### Solder reflow profile

Reflow Condition		Pb-Free assembly
Pre Heat	-Temperature Min( $T_{s(min)}$ )	150°C
	-Temperature Max( $T_{s(max)}$ )	200°C
	-Time (Min to Max)( $t_s$ )	60-180 secs
Average ramp up rate (Liquidus Temp( $T_L$ ) to peak)		5°C/second max
Ts(max) to $T_L$ Ramp-up rate		5°C/second max
Reflow	-Temperature( $T_L$ )(liquidus)	217°C
	-Temperature( $t_L$ )	60-150 seconds
Time within 5°C of actual peak Temperature( $t_p$ )		20-40 seconds
Ramp-down Rate		5°C/second max
Time 25°C to peak Temperature ( $T_p$ )		8 minutes Max.
Do not exceed		260°C



### Part Number System

1032	2100	2	00	J
Fuse Type	Ampere Rating( $10^2 \times 100mA = 10A$ )	1:125V 2:250V	Standard Product	Gold plating

### Packaging

Packaging Option	Packaging Specification	Quantity
1032	tape-and-reel	2000PCS